

V-STROM 250

V-Strom 250
ABS



METALLIC TRITON BLUE



V-STROM 250

The 2019 Suzuki V-Strom 250 ABS is equally at home in city traffic as it is on open roads when touring. Featuring a comfortable riding position, low 800mm seat height and a user friendly engine that delivers power and torque where you need it most. Learner Approved Motorcycle Scheme (LAMS) approved.

KEY FEATURES



The shell surrounding the headlight is designed to resemble a hard anodized finish flashlight.



The taillight adopts a surface-emitting LED.



LED indicators include those for the turn signals, high beam, neutral, malfunction, ABS, RPM indicator, coolant temperature and oil pressure. The indicators are designed to be easy to recognise. The LCD instruments include: Speedometer, Tachometer, Odometer, Dual trip meters, Gear position, Driving range, Average fuel consumption, Fuel gauge, RPM indicator ON/OFF, Oil change timing indicator and a Clock.



The 248cm³ parallel-twin engine that powers the V-Strom 250 ABS underwent thorough analysis and optimisation to maximise low- to mid-range torque and provide a powerful ride that features ease of control. The overall efficiency achieved also helps realise better fuel economy and clean performance that satisfies the stringent Euro 4 emission regulations. With a full tank of fuel, the V-Strom 250 ABS has a riding range of over 500km* (*WMTC mode)

KEY FEATURES



- > A 12V DC outlet produces 12V/36W when riding 12V/12W at idle.
- > Indicators feature clear lenses
- > The cam profile delivers maximum acceleration performance at speeds between 20km/h to 90km/h, as this is the range that is used most often. As an additional benefit, the cam profile also suppresses noise generation to deliver a smoother, more pleasant ride.
- > The honing pattern used for the cylinder barrels maintains lubrication for the pistons in a manner that helps minimise any loss of performance due to friction.
- > The cylinder head adopts roller type rocker arms that minimise friction loss.
- > Thin, low tension piston rings were adopted to reduce friction and the shape of the piston ring grooves was also optimised.
- > Adopting the use of projected tip spark plugs speeds up the rate of combustion. This improves response, especially when the throttle is not open far, and also improves fuel economy.
- > The port sections on the intake valves are designed to optimise airflow into the combustion chamber. This helps achieve a high level of thermal efficiency for improved performance and reduced emissions.
- > The two-into-one exhaust system for the V-Strom 250 ABS features an optimised shape for the chamber in front of the catalyzer. This maximises acceleration performance at mid-range speeds, while the efficiency of the system also reduces exhaust emissions.

SPECIFICATIONS

ENGINE	PARALLEL TWIN, LIQUID-COOLED, 4-VALVE, SOHC
STARTER	ELECTRIC
TRANSMISSION	6-SPEED CONSTANT MESH
FRONT SUSPENSION	TELESCOPIC FORK WITH 115MM TRAVEL
REAR SUSPENSION	SWINGARM, MONOSHOCK WITH 125MM TRAVEL
FRONT BRAKES	DUAL PISTON CALIPER, SINGLE 290MM WAVE DISC WITH ABS
REAR BRAKES	SINGLE PISTON CALIPER, SINGLE 240MM DISC WITH ABS
FUEL CAPACITY	17.3 LITRES
COLOURS	PEARL BLACK / CHAMPION YELLOW / METALLIC TRITON BLUE
WARRANTY	12 MONTHS UNLIMITED KILOMETRES
SEAT HEIGHT	800 MM
LENGTH	2150 MM
WIDTH	790 MM
HEIGHT	1295 MM
WET WEIGHT	188 KG
WHEELBASE	1425 MM
MODEL CODE	DL250AL9

800 MM / 2150 MM / 790 MM / 1295 MM / 188 KG / 1425 MM
SEAT HEIGHT LENGTH WIDTH HEIGHT WET WEIGHT WHEELBASE

ACCESSORIES



20L SIDE CASE SET - V-STROM 250

Part No: 95400-21810

Price: **\$659.00**


23L TOP CASE - V-STROM 250

Part No: 93100-21810

Price: **\$339.00**


3-PIECE LUGGAGE LOCK SET - V-STROM 250

Part No: 95700-21810

Price: **\$44.95**



30L TOP BOX KIT - V-STROM 250

Part No: 990AA-DL30L-KIT

Price: **\$299.00**


BACKREST PAD FOR 30LTR TOP CASE

Part No: 990D0-K3000-005

Price: **\$64.89**


CENTRE STAND - V-STROM 250

Part No: 42100-21811

Price: **\$164.95**


FIRST AID KIT - LARGE

Part No: 990AA-02010-003

Price: **\$126.82**


FIRST AID KIT - SMALL

Part No: 990AA-02010-006

Price: **\$50.00**



HAND GUARD SET - V-STROM 250

Part No: 57300-21811

Price: **\$149.95**


MAINTENANCE TANK COVER

Part No: 99000-990X6-TB1

Price: **\$89.58**


RING FOR TANK BAG FIXATION

Part No: 990D0-04105

Price: **\$54.00**


SIDE CASE PLATE SET - V-STROM 250

Part No: 93900-21830

Price: **\$30.95**



SUZUKI DRY HIP BAG

Part No: 990F0-DRYHB-001

Price: **\$63.68**


SUZUKI DRY ROLL BAG 35L

Part No: 990F0-DRYDB-002

Price: **\$139.41**


TANKBAG SMALL, EXPANDABLE

Part No: 990D0-04300

Price: **\$171.95**


TOP BOX MOUNTING ADAPTOR - V-STROM 250

Part No: 93900-21811

Price: **\$44.95**


V-STROM OUTDOOR BIKE COVER

Part No: 990D0-31JRC

Price: **\$199.00**


VALVE CAP SET - "S" LOGO

Part No: 990D0-19069

Price: **\$25.00**