

SV650

Learner Approved

SV650

SV650

METALLIC TRITON BLUE / PEARL GLACIER WHITE



SV650 LEARNER APPROVED

Show stopping looks and exhilarating performance is what you get with the MY18 SV650. It's simple yet advanced design is right at home on all roads. Engineered for all riders and Learner Approved Motorcycle Scheme (LAMS) approved, this motorcycle delivers an unforgettable experience with every ride. Take the keys, then take command of the excitement.

*Depending on road surface conditions, such as wet, loose, or uneven roads, braking distance for an ABS-equipped vehicle may be longer than for a vehicle not equipped with ABS. ABS cannot prevent wheel skidding caused by braking while cornering. Please drive carefully and do not overly rely on ABS.

KEY FEATURES



New technology first featured on the new SV650, the Low RPM Assist feature seamlessly adjusts engine speed during take-off and low-speed riding to smooth out the power delivery and to help eliminate the possibility of the rider stalling the motorcycle.



The Suzuki Easy Start System lets the rider start the motorcycle with a momentary press of the start switch without pulling in the clutch lever when the transmission is in neutral.



Large 290mm dual front disc brakes with ABS and 240mm rear brake disc provide incredible stopping performance and control. Compact and lightweight, the SV650 introduces state-of-the-art ABS technology manufactured by Nissin, thus making it possible to further reduce vehicle weight without sacrificing performance. ABS control unit monitors wheel revolutions at 50 times per revolution and uses over 100 separate sensor data criteria in order to deliver a high degree of braking and stabilisation control. Stopping distance performance is maintained relatively the same across various road conditions.



Get the low down on the SV650 Learner Approved from Australia's leading motorcycle journalists.

- AMCN.com.au
- BikeMe.tv
- BikeReview.com.au
- BikeSales.com.au
- CycleOnline.com.au

KEY FEATURES



- › Each piston skirt features a special resin coating for minimised friction between the cylinder and piston.
- › Suzuki's innovative L-shaped piston rings contribute to reduce blow-by gas, resulting in less emissions and greater combustion efficiency.
- › Ten-hole, long-nosed type fuel injectors on each throttle body improves fuel atomization for better combustion efficiency and while reducing fuel consumption.
- › The EFI system employs O2 feedback and a precise intake pressure sensor for optimum combustion efficiency in various conditions, and reduces emissions to an incredibly low level.
- › Suzuki's patented, Throttle-body Integrated Idle Speed Control (TI-ISC) eases starting, stabilises the engine idle speed and helps lower emissions. The system is compact and lightweight.
- › The Engine Control Module (ECM) provides state-of-the-art engine management and has enhanced settings to suit the intake and exhaust systems, resulting in better fuel economy and linear throttle response.
- › Advanced, transistorized ignition control programming helps maintain more precise spark timing to the four iridium, long-life spark plugs.
- › The close-ratio, six-speed transmission features carefully selected ratios that are equally well suited for commuting or spirited riding.
- › The multiplate clutch has precise worm-gear actuation for a light pull and consistent release point.
- › Five-spoke cast-aluminium-alloy wheels are shod with lightweight, front and rear DUNLOP RoadSmart III radial tyres for sharp handling and good mileage.
- › Well proportioned, tubular handlebars and mid-set foot controls create a sporting, yet ergonomically relaxed riding position.
- › Tastefully designed, round shaped headlight is multi-reflector type with 12V60/55W halogen bulb.

SPECIFICATIONS

ENGINE	90° V-TWIN, 4-STROKE, DOHC, LIQUID-COOLED
STARTER	ELECTRIC
TRANSMISSION	6-SPEED CONSTANT MESH
FRONT SUSPENSION	41MM TELESCOPIC FORKS WITH 135MM WHEEL TRAVEL
REAR SUSPENSION	LINK TYPE, REAR SHOCK WITH 7-WAY ADJUSTABLE SPRING PRE-LOAD
FRONT BRAKES	TOKICO TWIN-PISTON CALIPERS, DUAL 290MM DISCS WITH ABS
REAR BRAKES	NISSIN SINGLE-PISTON CALIPER, 240MM DISC WITH ABS
FUEL CAPACITY	14.5 LITRES
COLOURS	METALLIC TRITON BLUE / PEARL GLACIER WHITE
WARRANTY	2 YEAR UNLIMITED KILOMETRE
SEAT HEIGHT	785 MM
LENGTH	2140 MM
WIDTH	760 MM
HEIGHT	1090 MM
WET WEIGHT	198 KG
WHEELBASE	1445 MM
MODEL CODE	SV650AUL8

785 MM / 2140 MM / 760 MM / 1090 MM / 198 KG / 1445 MM
SEAT HEIGHT LENGTH WIDTH HEIGHT WET WEIGHT WHEELBASE

ACCESSORIES



BELLY PAN KIT (BLACK)

Part No: 99000-990U0-004

Price: **\$499.00**



CLUTCH LEVER ASSY

Part No: 57621-25D10

Price: **\$90.00**



CLUTCH PROTECTION FOIL

Part No: 990D0-18K07-PAD

Price: **\$29.44**



COVER FRAME (BLACK)

Part No: 99000-990U0-003

Price: **\$339.00**


COVER FRAME (BLACK)

Part No: 99000-990U0-003

Price: **\$339.00**


COVER FRAME RED

Part No: 99000-990U0-007

Price: **\$339.00**


ECSTAR R7000 10W40 SEMI SYNTHETIC 1-LITRE

Part No: 99000-R7000-01L

Price: **\$19.95**


ECSTAR R7000 10W40 SEMI SYNTHETIC 4-LITRE

Part No: 99000-R7000-04L

Price: **\$69.95**


ECSTAR R9000 10W40 FULL SYNTHETIC 1-LITRE

Part No: 99000-R9000-01L

Price: **\$27.95**


ECSTAR R9000 10W40 FULL SYNTHETIC 4-LITRE

Part No: 99000-R9000-04L

Price: **\$99.95**



FIRST AID KIT - LARGE

Part No: 990AA-02010-003

Price: **\$126.82**


FIRST AID KIT - SMALL

Part No: 990AA-02010-006

Price: **\$50.00**


FRAME SLIDER SET

Part No: 990D0-18K40

Price: **\$499.00**


FUEL CAP DECAL

Part No: 990D0-04K04-PAD

Price: **\$25.75**


FUEL CAP DECAL -CARBON

Part No: 990D0-47HA6-CRB

Price: **\$48.16**



FUEL CAP PROTECTION (BLACK)

Part No: 990D0-04K04-PAD

Price: **\$25.00**


FUEL CAP PROTECTION STICKER

Part No: 990D0-47HA6-CRB

Price: **\$48.95**


FUEL TANK PROTECTION FOIL

Part No: 990D0-18K02-PAD

Price: **\$33.95**