



SV650X

SV650X ABS

SV650X_{ABS}

GLASS SPARKLE BLACK/METALLIC GREY



SV650X

If you're looking to get out on the road on a sporty bike with café racer styling, look no further than Suzuki's SV650X. With its smooth-revving V-Twin engine tucked into a slim and lightweight trellis frame, the SV650X combines power and agility with classic café racer looks.

Wherever you pull up and park, the retro appeal of the SV650X is eye-catching with its stylish slotted headlight cowling, tuck N' roll seat and blacked-out rider and pillion footrests.

KEY FEATURES



The Suzuki V-twin engine is a marvel of engineering and superb versatility. While at lower RPMs, this engine delivers powerful torque that's easy to handle and a deep throaty sound. Open the throttle to the mid-range, and the power of the engine responds linearly and smoothly, yet always under your control. Finally at higher RPMs, the V-twin cruises with performance ready to go, even at higher gears. The full-powered version punches out an impressive 56.0kW @8,500rpm with 64Nm of torque @8,100rpm.



In order to further improve overall fuel efficiency and emissions control, the V-Twin engine adopts two innovations: resin coating on the piston skirt for minimised friction between the cylinder and piston, and a special L-shaped piston ring for enhanced sealing performance and blow-by gas reduction.



Suzuki's Dual Spark Technology, unique in this class, utilises two spark plugs per cylinder for precise ignition. Combined with the newly adopted high-ignition nickel spark plugs, it contributes to increased combustion efficiency, smoother power delivery, lower fuel consumption and lower emissions.



Front forks are equipped with a new Preload Adjuster, allowing you to set suspension firmness for exactly the way you want to ride.

KEY FEATURES



SPECIFICATIONS

ENGINE	90° V-TWIN, 4-STROKE, DOHC, LIQUID-COOLED
STARTER	ELECTRIC
TRANSMISSION	6-SPEED CONSTANT MESH
FRONT SUSPENSION	41MM TELESCOPIC FORKS WITH 135MM WHEEL TRAVEL
REAR SUSPENSION	LINK TYPE, REAR SHOCK WITH 7-WAY ADJUSTABLE SPRING PRELOAD
FRONT BRAKES	TOKICO TWIN-PISTON CALIPER, DUAL 290MM DISCS WITH ABS
REAR BRAKES	SINGLE-PISTON CALIPER, 240MM DISC WITH ABS
FUEL CAPACITY	14.5 LITRES
COLOURS	GLASS SPARKLE BLACK/METALLIC GREY
WARRANTY	2 YEAR UNLIMITED KILOMETRE
SEAT HEIGHT	790 MM
LENGTH	2140 MM
WIDTH	730 MM
HEIGHT	1090 MM
WET WEIGHT	198 KG
WHEELBASE	1445 MM
MODEL CODE	SV650XAL8

790 MM / 2140 MM / 730 MM / 1090 MM / 198 KG / 1445 MM
SEAT HEIGHT LENGTH WIDTH HEIGHT WET WEIGHT WHEELBASE

ACCESSORIES




BELLY PAN KIT (BLACK)

Part No: 99000-990U0-004

Price: **\$499.00**


CLUTCH PROTECTION FOIL

Part No: 990D0-18K07-PAD

Price: **\$29.44**


COVER FRAME (BLACK)

Part No: 99000-990U0-003

Price: **\$339.00**



FUEL CAP PROTECTION (BLACK)

Part No: 990D0-04K04-PAD

Price: **\$25.00**


FUEL CAP PROTECTION STICKER

Part No: 990D0-47HA6-CRB

Price: **\$48.95**


FUEL TANK PROTECTION FOIL

Part No: 990D0-18K02-PAD

Price: **\$33.95**


GENUINE SUZUKI OIL FILTER

Part No: 16510-07J00

Price: **\$25.06**



HEEL PLATE PROTECTION FOIL

Part No: 990D0-18K05-PAD

Price: **\$46.66**



LARGE TANKBAG

Part No: 990D0-04600-GSX

Price: **\$490.00**



LED TURN SIGNAL

Part No: 99000-99008-130

Price: **\$279.95**



LIFT STAND BOBBINS

Part No: 990D0-STAND-SET

Price: **\$49.00**


NAVI BRACKET

Part No: 990D0-17HNB

Price: **\$202.95**



REAR PROTECTION FOIL SET

Part No: 990D0-18K06-PAD

Price: **\$59.40**


REAR SERVICE STAND

Part No: 990D0-STAND-015

Price: **\$199.00**


RIM DECAL

Part No: 990D0-18K03-PAD

Price: **\$46.95**


RIM DECOR

Part No: 990D0-WHL03-RD1

Price: **\$49.00**


ROLLER SET FOR REAR STAND

Part No: 990D0-04K17

Price: **\$59.00**


SMALL TANK BAG

Part No: 990D0-04300-GSX

Price: **\$290.00**